

Official Results
 This includes ALL Early Voting Sites, Precincts, Absentees, Military Overseas and Provisional Ballots
Official District 3 Recount Results

[Search Contests](#)
 (48 of 48)





Go To Page Display

PRESIDENT AND VICE PRESIDENT (Vote For 1)			
227 of 227 Precincts Reporting			
		Percent	Votes
Mitt Romney (REP)	<div style="width: 40.36%;"><div style="width: 40.36%;"></div></div>	40.36%	188,589
Barack Obama (DEM)	<div style="width: 58.56%;"><div style="width: 58.56%;"></div></div>	58.56%	273,665
Thomas Robert Stevens (OBJ)	<div style="width: 0.03%;"><div style="width: 0.03%;"></div></div>	0.03%	160
Gary Johnson (LBT)	<div style="width: 0.61%;"><div style="width: 0.61%;"></div></div>	0.61%	2,839
Virgil H. Goode, Jr. (CPF)	<div style="width: 0.02%;"><div style="width: 0.02%;"></div></div>	0.02%	112
Jill Stein (GRE)	<div style="width: 0.09%;"><div style="width: 0.09%;"></div></div>	0.09%	442
Andre Barnett (REF)	<div style="width: 0.01%;"><div style="width: 0.01%;"></div></div>	0.01%	63
Stewart Alexander (SOC)	<div style="width: 0.01%;"><div style="width: 0.01%;"></div></div>	0.01%	43
Peta Lindsay (PSL)	<div style="width: 0.00%;"><div style="width: 0.00%;"></div></div>	0.00%	18
Roseanne Barr (PFP)	<div style="width: 0.06%;"><div style="width: 0.06%;"></div></div>	0.06%	289
Tom Hoefling (AIP)	<div style="width: 0.01%;"><div style="width: 0.01%;"></div></div>	0.01%	54
Ross C. 'Rocky' Anderson (JPF)	<div style="width: 0.02%;"><div style="width: 0.02%;"></div></div>	0.02%	85
WRITE-IN	<div style="width: 0.20%;"><div style="width: 0.20%;"></div></div>	0.20%	944
			467,303



UNITED STATES SENATOR (Vote For 1)			
227 of 227 Precincts Reporting			
		Percent	Votes
Connie Mack (REP)	<div style="width: 34.46%;"><div style="width: 34.46%;"></div></div>	34.46%	153,241
Bill Nelson (DEM)	<div style="width: 63.43%;"><div style="width: 63.43%;"></div></div>	63.43%	282,090
Bill Gaylor (NPA)	<div style="width: 1.25%;"><div style="width: 1.25%;"></div></div>	1.25%	5,578

UNITED STATES SENATOR (Vote For 1)

		Percent	Votes
Chris Borgia (NPA)		0.76%	3,384
WRITE-IN		0.09%	399
			444,692



U.S. REPRESENTATIVE DISTRICT 8 (Vote For 1)

6 of 6 Precincts Reporting

		Percent	Votes
Bill Posey (REP)		53.86%	3,133
Shannon Roberts (DEM)		43.53%	2,532
Richard H. Gillmor (NPA)		2.61%	152
			5,817


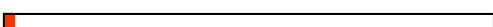

U.S. REPRESENTATIVE DISTRICT 9 (Vote For 1)

60 of 60 Precincts Reporting

		Percent	Votes
Todd Long (REP)		37.40%	49,985
Alan Grayson (DEM)		62.60%	83,678
			133,663

U.S. REPRESENTATIVE DISTRICT 5 (Vote For 1)




54 of 54 Precincts Reporting

		Percent	Votes
LeAnne Kolb (REP)		21.28%	19,869
Corrine Brown (DEM)		76.26%	71,217
Eileen Fleming (NPA)		2.39%	2,231
WRITE-IN		0.07%	66
			93,383

U.S. REPRESENTATIVE DISTRICT 7 (Vote For 1)


41 of 41 Precincts Reporting

U.S. REPRESENTATIVE DISTRICT 7 (Vote For 1)

		Percent	Votes
John Mica (REP)		54.78%	41,874
Jason H. Kendall (DEM)		45.04%	34,433
WRITE-IN		0.18%	137
		<hr/>	<hr/>
			76,444



U.S. REPRESENTATIVE DISTRICT 10 (Vote For 1)

66 of 66 Precincts Reporting

		Percent	Votes
Daniel Webster (REP)		50.12%	71,443
Val B. Demings (DEM)		49.76%	70,939
WRITE-IN		0.12%	170
		<hr/>	<hr/>
			142,552

STATE SENATOR DISTRICT 11 (Vote For 1)

5 of 5 Precincts Reporting

		Percent	Votes
Alan Hays (REP)		71.99%	5,267
John Iler (NPA)		28.01%	2,049
		<hr/>	<hr/>
			7,316

STATE SENATOR DISTRICT 12 (Vote For 1)

92 of 92 Precincts Reporting



		Percent	Votes
Fritz Jackson Seide (REP)		30.87%	49,741
Geraldine F. Thompson (DEM)		69.13%	111,369
		<hr/>	<hr/>
			161,110

STATE SENATOR DISTRICT 14 (Vote For 1)

44 of 44 Precincts Reporting



		Percent	Votes
		<hr/>	<hr/>

STATE SENATOR DISTRICT 14 (Vote For 1)

		Percent	Votes
William McBride (REP)		32.64%	27,087
Darren Soto (DEM)		67.36%	55,901
			82,988



STATE SENATOR DISTRICT 15 (Vote For 1)

17 of 17 Precincts Reporting

		Percent	Votes
Kelli Stargel (REP)		59.81%	21,118
Stego Blue (DEM)		40.19%	14,191
			35,309



STATE SENATOR DISTRICT 13 (Vote For 1)

82 of 82 Precincts Reporting

		Percent	Votes
Andy Gardiner (REP)		52.74%	78,609
Christopher Charles Pennington (DEM)		47.26%	70,446
			149,055



STATE REPRESENTATIVE DISTRICT 30 (Vote For 1)

14 of 14 Precincts Reporting

		Percent	Votes
Scott Plakon (REP)		45.69%	10,557
Karen Castor Dentel (DEM)		54.31%	12,549
			23,106

STATE REPRESENTATIVE DISTRICT 47 (Vote For 1)

47 of 47 Precincts Reporting

		Percent	Votes
Bob Brooks (REP)		47.58%	36,987
Linda Stewart (DEM)		52.42%	40,751

STATE REPRESENTATIVE DISTRICT 47 (Vote For 1)

	Percent	Votes
		77,738



STATE REPRESENTATIVE DISTRICT 49 (Vote For 1)

29 of 29 Precincts Reporting

	Percent	Votes
Marco Peña (REP) 	44.04%	26,178
Joe Saunders (DEM) 	55.96%	33,267
		59,445




STATE REPRESENTATIVE DISTRICT 50 (Vote For 1)

22 of 22 Precincts Reporting

	Percent	Votes
Tom Goodson (REP) 	46.78%	18,043
Sean Ashby (DEM) 	53.22%	20,527
		38,570



STATE REPRESENTATIVE DISTRICT 45 (Vote For 1)

30 of 30 Precincts Reporting

	Percent	Votes
Ronney Roger Oliveira (REP) 	30.55%	16,788
Randolph Bracy (DEM) 	69.30%	38,088
WRITE-IN 	0.15%	83
		54,959

CLERK OF THE COURTS (Vote For 1)

227 of 227 Precincts Reporting

	Percent	Votes
Lydia Gardner (REP) 	94.54%	313,993
WRITE-IN 	5.46%	18,132
		332,125



SHERIFF (Vote For 1)

227 of 227 Precincts Reporting

		Percent	Votes
John Tegg (REP)		38.10%	169,415
Jerry L. Demings (DEM)		61.79%	274,788
WRITE-IN		0.11%	480
			444,683



PROPERTY APPRAISER (Vote For 1)

227 of 227 Precincts Reporting

		Percent	Votes
Bill Donegan (REP)		46.98%	205,945
Rick Singh (DEM)		53.02%	232,428
			438,373



TAX COLLECTOR (Vote For 1)

227 of 227 Precincts Reporting

		Percent	Votes
Jim Huckeba (REP)		43.32%	188,659
Earl K. Wood (DEM)		56.68%	246,887
			435,546

SUPERVISOR OF ELECTIONS (Vote For 1)

227 of 227 Precincts Reporting


		Percent	Votes
Daniel R. 'Dan' Fanelli (REP)		31.77%	139,623
Bill Cowles (DEM)		68.23%	299,844
			439,467

Shall Justice R. Fred Lewis of the Supreme Court be retained in office? (Vote For 1)

227 of 227 Precincts Reporting



		Percent	Votes
YES/NO		70.44%	280,063

Shall Justice R. Fred Lewis of the Supreme Court be retained in office? (Vote For 1)

		Percent	Votes
NO/NO		29.56%	117,504
			<hr/>
			397,567



Shall Justice Barbara J. Pariente of the Supreme Court be retained in office? (Vote For 1)

227 of 227 Precincts Reporting

		Percent	Votes
YES/SI		71.22%	281,716
NO/NO		28.78%	113,818
			<hr/>
			395,534



Shall Justice Peggy A. Quince of the Supreme Court be retained in office? (Vote For 1)

227 of 227 Precincts Reporting

		Percent	Votes
YES/SI		70.95%	279,020
NO/NO		29.05%	114,247
			<hr/>
			393,267



CIRCUIT JUDGE 9, GROUP 7 (Vote For 1)

227 of 227 Precincts Reporting

		Percent	Votes
Leticia 'Letty' Marques		57.06%	202,551
Joel Wilson		42.94%	152,418
			<hr/>
			354,969

SCHOOL BOARD MEMBER DISTRICT 4 (Vote For 1)



31 of 31 Precincts Reporting

		Percent	Votes
Vicky Bell		49.06%	27,467
Pam Gould		50.94%	28,519
			<hr/>
			55,986

COUNTY COMMISSIONER DISTRICT 3 (Vote For 1)




39 of 39 Precincts Reporting

Recount

		Percent	Votes
Pete Clarke		50.05%	33,229
Lui Damiani		49.95%	33,162
		<hr/>	66,391




SOIL & WATER CONSERVATION GROUP 1 (Vote For 1)

227 of 227 Precincts Reporting

		Percent	Votes
Cynthia Ellenburg		39.25%	131,456
Brian K. Fenn		30.92%	103,545
Alex Rodriguez - Heuer		29.83%	99,918
		<hr/>	334,919




SOIL & WATER CONSERVATION GROUP 3 (Vote For 1)

227 of 227 Precincts Reporting

		Percent	Votes
Jose Cruz		24.57%	81,291
Nicole Victoria McLaren		59.45%	196,661
Oscar H. Ramirez III		15.98%	52,863
		<hr/>	330,815

SOIL & WATER CONSERVATION GROUP 5 (Vote For 1)


227 of 227 Precincts Reporting

		Percent	Votes
Kevin Butler		45.80%	142,818
Mike Cross		37.94%	118,305
Sridhar 'Sri' Rangaswamy		16.27%	50,728
		<hr/>	311,851

STONEBROOK WEST COMMUNITY SEAT # 4 (Vote For 1)

STONEBROOK WEST COMMUNITY SEAT # 4 (Vote For 1)

1 of 1 Precincts Reporting

		Percent	Votes
Matthew Matin		59.02%	962
George Morgan		40.98%	668
			1,630



Constitutional Amendment 1 - Health Care Services (Vote For 1)

227 of 227 Precincts Reporting

		Percent	Votes
YES/SI		44.94%	186,135
NO/NO		55.06%	228,052
			414,187



Constitutional Amendment 2 - Veterans Disabled Due to Combat Injury; Homestead Property Tax Discount (Vote For 1)

227 of 227 Precincts Reporting

		Percent	Votes
YES/SI		63.53%	266,260
NO/NO		36.47%	152,850
			419,110


Constitutional Amendment 3 - State Government Revenue Limitation (Vote For 1)

227 of 227 Precincts Reporting


		Percent	Votes
YES/SI		40.30%	166,785
NO/NO		59.70%	247,035
			413,820

Constitutional Amendment 4 - Property Tax Limitations; Property Value Decline; Reduction for Nonhomestead Assessment Increases; Delay of Scheduled Repeal (Vote For 1)

227 of 227 Precincts Reporting



		Percent	Votes
YES/SI		42.03%	176,175

Constitutional Amendment 4 - Property Tax Limitations; Property Value Decline; Reduction for Nonhomestead Assessment Increases; Delay of Scheduled Repeal (Vote For 1)

		Percent	Votes
NO/NO		57.97%	243,038
			419,213



Constitutional Amendment 5 - State Courts (Vote For 1)

227 of 227 Precincts Reporting

		Percent	Votes
YES/SI		32.32%	130,246
NO/NO		67.68%	272,788
			403,034



Constitutional Amendment 6 - Prohibition on Public Funding of Abortions; Construction of Abortion Rights (Vote For 1)

227 of 227 Precincts Reporting

		Percent	Votes
YES/SI		40.51%	173,872
NO/NO		59.49%	255,342
			429,214

Constitutional Amendment 8 - Religious Freedom (Vote For 1)

227 of 227 Precincts Reporting

		Percent	Votes
YES/SI		42.50%	183,709
NO/NO		57.50%	248,503
			432,212



Constitutional Amendment 9 - Homestead Property Tax Exemption for Surviving Spouse of Military Veteran or First Responder (Vote For 1)

227 of 227 Precincts Reporting

		Percent	Votes
YES/SI		64.00%	271,284
NO/NO		36.00%	152,629
			423,913


Constitutional Amendment 10 - Tangible Personal Property Tax Exemption (Vote For 1)

227 of 227 Precincts Reporting

		Percent	Votes
YES/SI		42.54%	176,765
NO/NO		57.46%	238,724
			415,489



Constitutional Amendment 11 - Additional Homestead Exemption; Low-Income Seniors Who Maintain Long-Term Residency on Property; Equal to Assessed Value (Vote For 1)

227 of 227 Precincts Reporting

		Percent	Votes
YES/SI		63.70%	267,339
NO/NO		36.30%	152,351
			419,690

Constitutional Amendment 12 - Appointment of Student Body President to Board of Governors of the State University System (Vote For 1)

227 of 227 Precincts Reporting

		Percent	Votes
YES/SI		48.89%	200,041
NO/NO		51.11%	209,110
			409,151

Orange County Charter Amendment 1 - Local Method Filling Vacancies in Office of Commissioner and Mayor When Authorized Under Florida Law (Vote For 1)

227 of 227 Precincts Reporting



		Percent	Votes
YES/SI		55.68%	215,961
NO/NO		44.32%	171,891
			387,852

Orange County Charter Amendment 2 - County Charter Amendment Changing Due Date of Charter Review Commission's Report (Vote For 1)

227 of 227 Precincts Reporting



		Percent	Votes

Orange County Charter Amendment 2 - County Charter Amendment Changing Due Date of Charter Review Commission's Report (Vote For 1)

		Percent	Votes
YES/SI		58.35%	222,751
NO/NO		41.65%	158,985
			381,736



Orange County Charter Amendment 3 - Effect Within Municipalities of County Ordinances Concerning Simulated Gambling or Gambling (Vote For 1)

227 of 227 Precincts Reporting

		Percent	Votes
YES/SI		51.19%	197,808
NO/NO		48.81%	188,648
			386,456



Orange County Charter Amendment 4 - County Charter Amendment Authorizing Designation of Unincorporated Villages and Creation of Village Advisory Boards (Vote For 1)

227 of 227 Precincts Reporting

		Percent	Votes
YES/SI		36.71%	140,404
NO/NO		63.29%	242,095
			382,499

Special Referendum - Requiring County and Municipal Approval of Zoning or Comprehensive Plan Amendments Affecting Overcrowded Public Schools. (Vote For 1)

227 of 227 Precincts Reporting

		Percent	Votes
YES/SI		65.90%	252,487
NO/NO		34.10%	130,652
			383,139